

## Ajax Quick Search Pro Extension User Guide



## Ajax Quick Search Pro Extension

By



**MageBees a Venture by Capacity Web Solutions Pvt. Ltd.**

Support Ticket :- <http://support.magebees.com> , Support Email :- support@magebees.com

# Ajax Quick Search Pro Extension By Magebees

---

## CONTENT

<a href="#">Introduction</a>	<a href="#">3</a>
<a href="#">Features</a>	<a href="#">3</a>
<a href="#">Configuration Settings</a>	<a href="#">4</a>
<a href="#">Ajax Quick Search Pro From Frontend View</a>	<a href="#">8</a>
<a href="#">FAQ</a>	<a href="#">10</a>
<a href="#">Support</a>	<a href="#">11</a>

# Ajax Quick Search Pro Extension By Magebees

---

## INTRODUCTION

Ajax Quick Search Extension used for search product you write in search box quickly. You can set priority search on attributes. Ajax Quick Search provide category filter search and formatting of search result box as you want.

## AJAX SEARCH PRO EXTENSION FEATURES

- ⇒ Ajax Quick Search Extension used to search product you write in search box quickly
- ⇒ Enable / Disable Ajax Quick Search Pro Extension.
- ⇒ You can set Search type LIKE|FULLTEXT|COMBINE.
- ⇒ You can set Exact Match search in multiple words.
- ⇒ Set category wise filter searching.
- ⇒ Set the Product detail you want to display with product name.
- ⇒ Change the formationg of search result box.
- ⇒ Supported multi store view.
- ⇒ Supported Magento version 1.5, 1.6, 1.7, 1.8, 1.9.

# Ajax Quick Search Pro Extension By Magebees

## CONFIGURATION SETTINGS

- ⇒ Go to System → Configuration → MAGEBEES → Ajax Quick Search Pro  
**OR**  
MageBees → Ajax Quick Search Pro → Configuration

The screenshot shows the configuration page for 'Ajax Quick Search Pro'. On the left is a 'Configuration' sidebar with a tree view containing 'GENERAL' (with sub-items: General, Web, Design, Currency Setup, Store Email Addresses, Contacts, Reports, Content Management) and 'MAGEBEES' (with sub-item: Ajax Quick Search Pro, which is highlighted with a red box). The main content area is titled 'Ajax Quick Search Pro' and has a 'Save Config' button in the top right. Below the title is a list of configuration tabs: 'General', 'Category Filter', 'Select Attribute For Set Search Priority', 'Autocomplete Options', and 'Ajax Search Popup Theme'. The 'General' tab is currently selected.

⇒ **General Tab:-**

The screenshot shows the 'General' configuration tab. It contains four settings, each with a dropdown menu and a scope indicator:

- Enabled:** Set to 'Yes' (scope: [GLOBAL]). Description: Select yes for ajax search in frontend.
- Search Type:** Set to 'Like' (scope: [STORE VIEW]). Description: Select search type.
- Exact Match Multiple Words:** Set to 'No' (scope: [STORE VIEW]). Description: Select yes for exact match multiple words.
- Include JQuery:** Set to 'No' (scope: [STORE VIEW]). Description: Select yes for include JQuery.

**Enabled :** Enable or Disable Ajax Quick Search Pro Extension using choose Yes/No.

**Search Type:** Set search type LIKE | FULLTEXT | COMBINE.

**Exact Match Multiple Words:** Set exact match multiple words and get products.

**Note: Exact Match Multiple Words Options only works with LIKE search Type.**

**Include JQuery:** You can include JQuery Library file using Yes/No.

# Ajax Quick Search Pro Extension By Magebees

## ⇒ Category Filter Tab:-

The screenshot shows the 'Category Filter' configuration tab. It has a title bar 'Category Filter' with a close button. Below the title bar, there are two main sections. The first section is 'Select Category Filter' with a dropdown menu set to 'Yes' and a '[STORE VIEW]' label. Below this dropdown is a small instruction: '▲ Select yes for enable category filter.' The second section is 'Select Categories' with a scrollable list box containing 'Cloths' and 'Furniture', and a '[GLOBAL]' label.

**Select Category Filter:** You can add category filter with search popup then select Yes.

If you select category filter yes then display category list Select category from list and save..

## ⇒ Select Attribute For Set Search Priority Tab:-

The screenshot shows the 'Select Attribute For Set Search Priority' configuration tab. It has a title bar 'Select Attribute For Set Search Priority' with a close button. Below the title bar, there is a table with 10 rows, each representing an attribute. Each row has a label 'Attribute 1' through 'Attribute 10', a dropdown menu, and a '[GLOBAL]' label. The dropdown menus are set to: Name, Description, Links title, Meta Description, Short Description, Status, URL Key, Weight, -, and -.

You can set attribute priority that you want to search first.

**Note: If you selected attribute that must be searchable from manage attribute section.**

# Ajax Quick Search Pro Extension By Magebees

## ⇒ Autocomplete Options Tab:-

Autocomplete Options		
Popup Width	<input type="text" value="375"/>	[STORE VIEW]
	▲ Set popup width.	
Min characters	<input type="text" value="3"/>	[STORE VIEW]
	▲ Set min characters for ajax search	
Product Limit	<input type="text" value="3"/>	[STORE VIEW]
	▲ Set product limit display in popup	
Name Length	<input type="text" value="15"/>	[STORE VIEW]
	▲ Set product name length	
Description Length	<input type="text" value="25"/>	[STORE VIEW]
	▲ Set product description length	
Show Product Price	<input type="text" value="No"/>	[STORE VIEW]
	▲ Select yes for show product price.	
Show Product Code(SKU)	<input type="text" value="No"/>	[STORE VIEW]
	▲ Select yes for show product code(SKU).	
Show Add to Cart Button	<input type="text" value="No"/>	[STORE VIEW]
	▲ Select yes for show add to cart button.	
Show Product Image	<input type="text" value="Yes"/>	[STORE VIEW]
	▲ Select yes for show product image.	
Show Reviews	<input type="text" value="No"/>	[STORE VIEW]
	▲ Select yes for show review.	

**Popup Width :** You can set search result popup width.

**Min Charecters:** You can set minimum charecter for display search result.

**roduct Limit:** You can set number of product display in search popup.

**Name Length:** You can set number of charecter display in product name.

**Description Length:** You can set number of charecters display in product discription.

**Show Product Price:** You can display product price in search popup.

**Show Product Code(SKU):** You can display Product code in search popup.

**Show Add To Cart Button:** You can display add to cart button in search result popup.

**Show Product Image:** You can display product image in search result popup.

**Show Reviews:** You can display product reviews in search result popup.

## ⇒ Ajax Search Popup Theme Tab:-

# Ajax Quick Search Pro Extension By Magebees

---

Ajax Search Popup Theme

Item Background Color	<input type="text" value="FFFFFF"/>	[STORE VIEW]
Item Background Hover Color	<input type="text" value="FFE4B5"/>	[STORE VIEW]
Item Highlight Color	<input type="text" value="C9FFB5"/>	[STORE VIEW]
Border Color	<input type="text" value="EB764B"/>	[STORE VIEW]
Font Color	<input type="text" value="120F01"/>	[STORE VIEW]
Category Box Background Color	<input type="text" value="C5E6ED"/>	[STORE VIEW]
Category Text Color	<input type="text" value="120F01"/>	[STORE VIEW]

**Item Background Color:** You can set background color of Search result popup.

**Item Background Hover Color:** You can set Ajax search result popup background hover color.

**Item Highlight Color:** You can set searchable text highlight color.

**Border Color:** You can set border color of search result popup.

**Font Color:** You can set font color of search result popup.

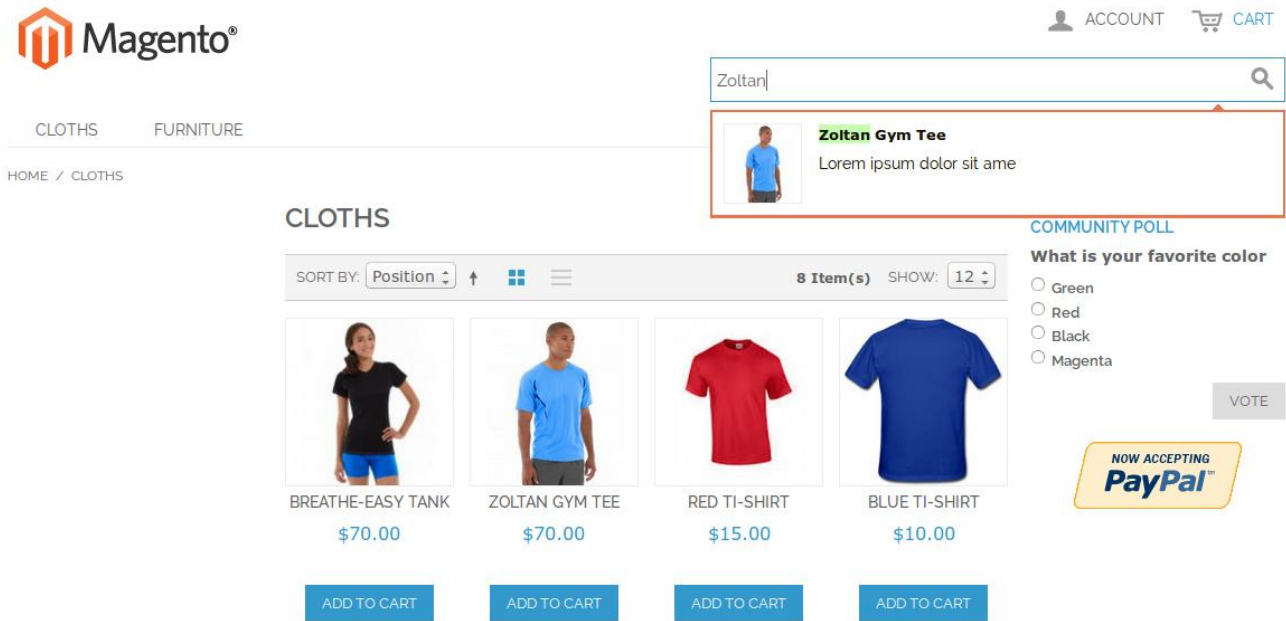
**Category Box Background Color:** You can set category filter box background color.

**Category Text Color:** You can set category filter box text color.

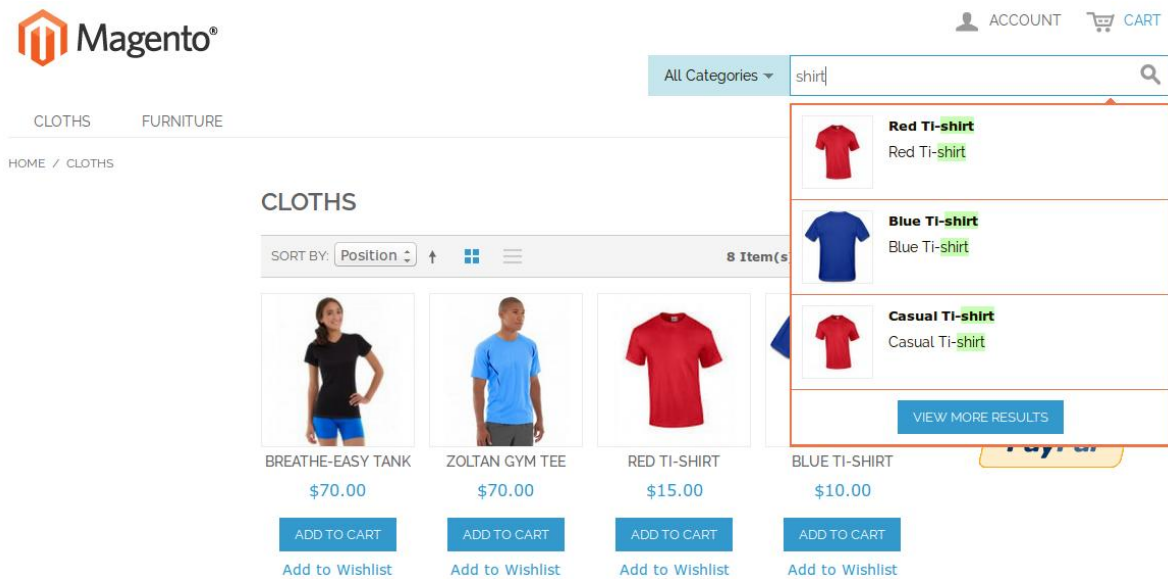
## AJAX QUICK SEARCH PRO FROM FRONTEND

---

# Ajax Quick Search Pro Extension By Magebees



Screen 1.1 (Ajax Search Without Category Filter)



Screen 1.2(Ajax Search With Category Filter)




# Ajax Quick Search Pro Extension By Magebees

Get all products that not match exact multiple words.

HOME / CLOTHS

## CLOTHS

SORT BY: Position



BREATHE-EASY TANK  
\$70.00

ADD TO CART

Add to Wishlist

Add to Compare



ZOLTAN GYM TEE  
\$70.00

ADD TO CART

Add to Wishlist

Add to Compare



RED TI-SHIRT  
\$15.00

ADD TO CART

Add to Wishlist

Add to Compare



BLUE TI-SHIRT  
\$10.00

ADD TO CART

Add to Wishlist

Add to Compare



CASUAL TI-SHIRT  
\$15.00

ADD TO CART

Add to Wishlist

Add to Compare

Cloths Red Ti-Shirt

- Red Ti-Shirt**  
SKU: S1002  
Red Ti-Shirt  
\$15.00  
ADD TO CART
- Blue Ti-Shirt**  
SKU: S1003  
Blue Ti-Shirt  
\$10.00  
ADD TO CART
- Casual Ti-Shirt**  
SKU: C1002  
Casual Ti-Shirt  
\$15.00  
ADD TO CART

Screen 1.3(Ajax Search Without Exact Match Multiple Words.)

CLOTHS FURNITURE

HOME / CLOTHS

## CLOTHS

SORT BY: Position



BREATHE-EASY TANK  
\$70.00



ZOLTAN GYM TEE  
\$70.00



RED TI-SHIRT  
\$15.00



BLUE TI-SHIRT  
\$10.00

Cloths Red Ti-Shirt

Exact match match multiple words

- Red Ti-Shirt**  
SKU: S1002  
Red Ti-Shirt  
\$15.00  
ADD TO CART

- color
- Red
  - Black
  - Magenta

VOTE



Screen 1.4(Ajax Search With Exact Match Multiple Words.)

# Ajax Quick Search Pro Extension By Magebees

---

## FAQ:

**Q-1:** I have Installed Ajax Quick Search Pro Extension. But when I click on Ajax Quick Search Pro Extension Tab in the config page will get a 404. :(.

### **Solution:**

After installing Ajax Quick Search Pro Extension. Please Logout from admin account and Re-login and Refresh Cache

**Que-2:** I install ajax quick search pro extension. Product display in fronted list but not display in search box.

**Solution :** Go to Admin -> System -> Index Management and Reindexing the Catalog Search Index.

**Que-3:** In fronted when I type letters in search box it display nothing and display javascript error.

**Solution:** It happen because of not load jquery library. So please enable jquery from Go to Admin -> MageBees -> Configuration.

# Thank you!

Do you need Extension Support? Please create support ticket for quick reply,

<http://support.magebees.com/>

Do you have any suggestions? Please contact us,

<http://www.magebees.com/contact-us>

Are you looking for magento design and development services? Please contact us,

<http://www.capacitywebsolutions.com/contact-us.html>